



# FIRST CAPITAL BANCSHARES

October 30, 2024

Dear Shareholder,

We are pleased to share our financial results for the quarter ended September 30, 2024.

Financial highlights for the third quarter of 2024 include:

- Total loans increased \$111.6 million, or 21.9% annualized, from December 31, 2023.
- Total assets increased \$132.7 million, or 22.3% annualized, from December 31, 2023.
- Total deposits increased \$103.9 million, or 21.3% annualized, from December 31, 2023.
- Pre-tax, pre-provision net income increased 43.1% to \$2.3 million for the quarter ended September 30, 2024, compared to pre-tax pre-provision of \$1.6 million for the quarter ended September 30, 2023.
- Net Income after loan loss provision and taxes was \$1.4 million and \$991,000 for the quarter ended September 30, 2024 and 2023, an increase of 44.3%.
- Nonperforming assets to total assets remain low at 0.11% as of September 30, 2024, and 0.02% as of December 31, 2023, respectively.
- During the second quarter of 2024, the Company completed the sale of common stock through a private placement offering resulting in gross proceeds of \$12 million.

Executive Chairman Glick said “The Board of Directors and I are thrilled to announce the promotion of Joe Kassim to President & CEO. Joe has been an invaluable asset to our team, and I am confident that his vision will further drive our growth. We are also excited about the grand opening of our new location in Pinehurst, NC, as highlighted in the recent Pilot article. Our commitment to enhancing our net interest margin and delivering value to our shareholders remains steadfast, and I am pleased with the continued improvements we’ve achieved in these areas.”

Harvey L. Glick  
Executive Chairman

Joseph S. Kassim  
President and CEO

For More Information, Contact:

Joseph S. Kassim  
President & Chief Executive Officer  
First Capital Bank  
(843) 990-7770

This press release shall not constitute an offer to sell or the solicitation of an offer to buy any securities. The securities offered and sold in the private placement have not been registered under the Securities Act of 1933, as amended (the “Securities Act”), or any state securities laws, and may not be offered or sold in the United States absent registration, or an applicable exemption from registration under the Securities Act and applicable state securities laws.

### **About First Capital Bancshares, Inc.**

First Capital Bancshares, Inc. is a bank holding company headquartered in Charleston, South Carolina with assets of approximately \$924.4 million at September 30, 2024. Its principal activity is the ownership and operation of First Capital bank, a state-chartered community bank that operates four branches and one loan production office in South Carolina and North Carolina. For more information, please visit [www.bankwithfirstcapital.com](http://www.bankwithfirstcapital.com).

### **Forward-Looking Statements**

This news release and certain statements by our management may contain “forward-looking statements” within the meaning of the Private Securities Litigation Reform Act of 1995, such as statements relating to future plans, goals, projections and expectations, and are thus prospective. Forward looking statements can be identified by words such as “anticipate”, “expects”, “intends”, “believes”, “may”, “likely”, “will”, “plans”, “positions”, “future”, “forward”, or other statements that indicate future periods. Such forward-looking statements are subject to risks, uncertainties, and other factors which could cause actual results to differ materially from future results expressed or implied by such forward-looking statements. Such risks, uncertainties and other factors, include, among others, the following: (1) competitive pressures among depository and other financial institutions may increase significantly and have an effect on pricing, spending, third-party relationships and revenues; (2) the strength of the United States economy in general and the strength of the local economies in which we conduct operations may be different than expected; (3) the rate of delinquencies and amounts of charge-offs, the level of allowance for credit loss, the rates of loan growth, or adverse changes in asset quality in our loan portfolio, which may result in increased credit risk-related losses and expenses; (4) changes in legislation, regulation, policies or administrative practices, whether by judicial, governmental, or legislative action; (5) adverse conditions in the stock market, the public debt markets and other capital markets (including changes in interest rate conditions) could continue to have a negative impact on the company; (6) changes in interest rates, which have and may continue to affect our deposit and funding costs, net income, prepayment penalty income, mortgage banking income, and other future cash flows, or the market value of our assets, including our investment securities; (7) technology and cybersecurity risks, including potential business disruptions, reputational risks, and financial losses, associated with potential attacks on or failures by our computer systems and computer systems of our vendors and other third parties; (8) elevated inflation which causes adverse risk to the overall economy, and could indirectly pose challenges to our customers and to our business; (9) any increases in FDIC assessment which has increased, and may continue to increase, our cost of doing business; (10) the adverse effects of events beyond our control that may have a destabilizing effect on financial markets and the economy, such as epidemics and pandemics, war or terrorist activities, essential utility outages, deterioration in the global economy, instability in the credit markets, disruptions in our customers’ supply chains or disruption in transportation.

Although we believe that the assumptions underlying the forward-looking statements are reasonable, any of the assumptions could prove to be inaccurate. We can give no assurance that the results contemplated in the forward-looking statements will be realized. The inclusion of this forward-looking information should not be construed as a representation by our company or any person that the future events, plans, or expectations contemplated by our company will be achieved. We undertake no obligation to publicly update or revise any forward-looking statements, whether as a result of new information, future events, or otherwise, except as required by law.

# First Capital Bancshares, Inc.

Selected Financial Highlights  
(unaudited)

	September 30, 2024	June 30, 2024	March 31, 2024	December 31, 2023	September 30, 2023
<b>Condensed Balance Sheet</b>					
<b>Assets</b>					
Cash and cash equivalents	56,276	66,662	45,153	45,943	28,745
Securities	44,817	43,628	43,043	44,802	56,562
Gross Loans	790,754	743,072	699,024	679,113	642,313
Allowance for loan losses	(7,359)	(6,832)	(6,411)	(6,036)	(5,762)
Total Loans, net	783,395	736,240	692,613	673,077	636,552
Other assets	39,866	32,036	29,774	27,877	27,887
Total assets	924,354	\$ 878,566	\$ 810,583	\$ 791,699	\$ 749,746
<b>Liabilities</b>					
Deposits	752,705	724,496	666,919	648,845	598,822
Borrowings	79,210	64,420	68,420	68,420	78,420
Other liabilities	8,475	7,337	5,645	5,824	5,337
Total liabilities	840,390	796,253	740,983	723,089	682,579
Total shareholders' equity (1)	83,964	82,313	69,600	68,610	67,167
Total liabilities and shareholders' equity	\$ 924,354	\$ 878,566	\$ 810,583	\$ 791,699	\$ 749,746
<b>Condensed Income Statement</b>					
Interest income	14,293	12,648	11,869	11,524	\$ 10,840
Interest expense	7,694	6,768	6,441	6,277	5,510
Net interest income	6,599	5,880	5,428	5,247	5,330
Provision for loan losses	450	425	375	375	375
Noninterest income	232	253	129	312	131
Noninterest expense	4,513	4,251	4,055	3,897	3,841
Income before income taxes	1,868	1,457	1,127	1,287	1,245
Income tax expense	438	375	242	295	254
Net income	\$ 1,430	\$ 1,082	\$ 885	\$ 992	\$ 991
Earnings per share - Diluted (1)	\$ 0.15	\$ 0.12	\$ 0.10	\$ 0.12	\$ 0.12
Weighted avg. shares outstanding - Diluted	9,789,106	9,213,193	8,495,768	8,444,029	8,409,578
<b>Performance Ratios (annualized):</b>					
Book value per share (1)	\$ 8.72	\$ 8.55	\$ 8.31	\$ 8.19	\$ 8.07
Return on average stockholders' equity (1)	7.67%	5.65%	5.13%	5.84%	5.97%
Return on average assets (1)	0.72%	0.53%	0.45%	0.51%	0.54%
Yield on earning assets	6.45%	6.31%	6.16%	6.18%	6.03%
Cost of funds	3.72%	3.65%	3.60%	3.60%	3.25%
Net interest margin - Bank	3.03%	3.00%	2.89%	2.85%	3.01%
Efficiency ratio	62.74%	69.32%	72.98%	70.10%	70.34%
Nonperforming assets to total assets	0.11%	0.12%	0.09%	0.02%	0.02%
Allowance for loan losses to total loans	0.93%	0.92%	0.92%	0.89%	0.90%

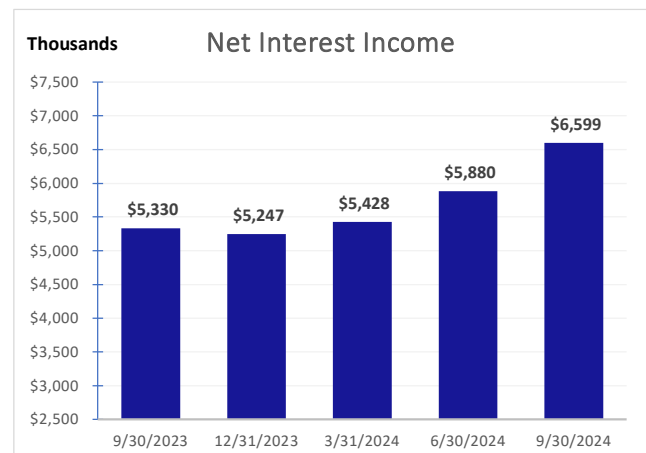
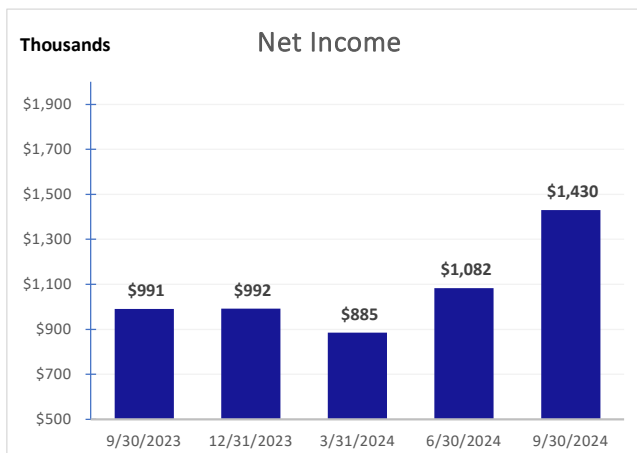
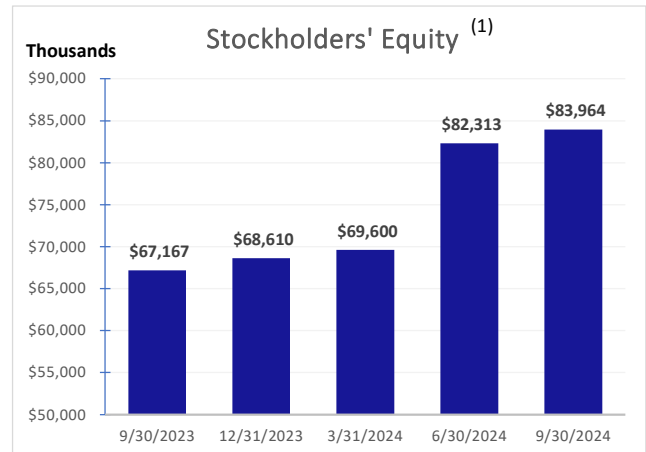
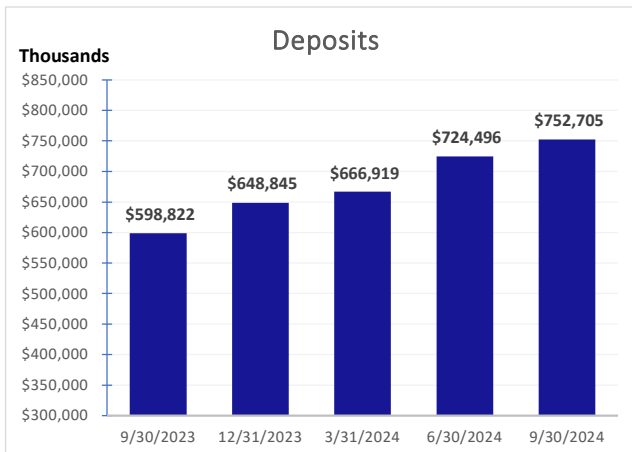
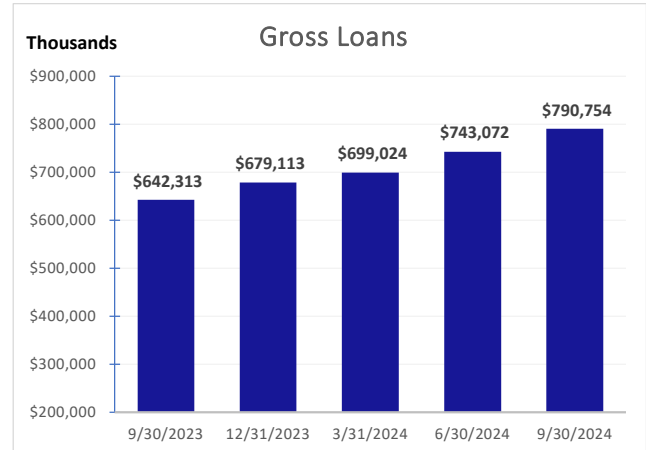
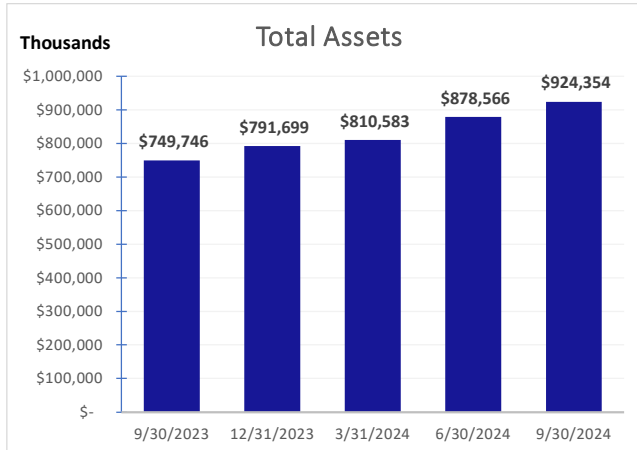
## Note:

(1) In Q2 2024, the Company completed the sale of common stock resulting in gross proceeds of \$12.0 million.



# FIRST CAPITAL BANCSHARES

As of September 30, 2024



**Note:**

(1) In Q2 2024, the Company completed the sale of common stock resulting in gross proceeds of \$12.0 million.